

CAUTION
COMPONENTS ARE HEAVY AND MAY
REQUIRE TWO PEOPLE
TO LIFT. DO NOT STAND OR SIT ON
UNIT

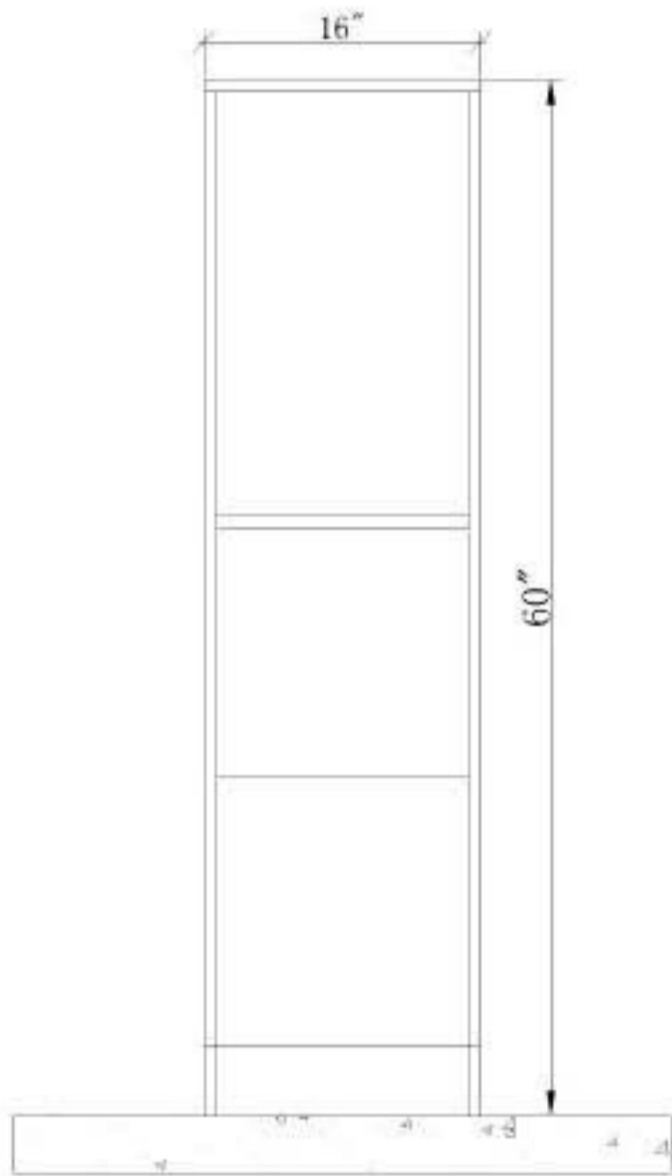
USE OF SHARP TOOLS MAY DAMAGE
VANITY, PLEASE EXERCISE CARE WHEN
REMOVING PACKAGING MATERIALS.




ASSEMBLY

(1) Check the rubber bumper cushions [4x] as they can become damaged during transportation. Additional replacement rubber cushions are supplied. Peel old bumper off and replace with new cushion if necessary.


(2) Door may become misaligned during transportation. Hinges can be adjusted via the adjustment screws. A qualified tradesperson is recommended to achieve the best results.



Front View



Left Elevation



Plan View

We reserve the right to change the dimensions without notice.
We recommend you rough-in the supply-lines and drain after receiving the unit.

Marble / Granite Care

The best method for cleaning marble is to use a clean terry cloth and lukewarm water.

If something does spill on the marble, wipe it up as soon as possible for the very best results.

We recommend re-sealing your stone approximately every 18 months with StoneSpecific penetrating sealers. These products can be found at The Home Depot nationwide

STONE § SPECIFIC™

